



2018

2018 08

)

(

..... 2

..... 5

..... 8

..... 10

..... 22

..... 30

..... 34

..... 35

..... 37

..... 38

..... 146

			300021
	Dayu Water-saving Group Co., Ltd		
	Dayu Water-saving		

	10	10
	022-59679306	022-59679306
	022-59679301	022-59679301
	dyjszqb@163.com	dyjszqb@163.com

1

2017

2

2017

3

2017

4

	8,115,938.10	
	-304,090.82	
	1,171,777.09	
	6,640,070.19	--

1

1

1

2

1

2

3

20

4

PPP

6

	353,782,301.94	245,751,068.75	30.54%	44.28%	46.55%	-1.08%
	347,038,791.59	278,187,692.73	19.84%	119.21%	108.81%	4.00%
8 ² "d 0;AíAÑ f •	81,783,182.13	50,652,138.92	38.07%	-25.10%	-38.01%	12.89%

4

5000						30%	

3.	25,000,000.00						25,000,000.00
	25,000,000.00						25,000,000.00

2

3

4



62050164010109888888	101812000810081
104053078068	8210000010120100125633
12050172080000000591	
38,474.91	699,999,996.97
	2,092.34

2

	((1)		(2)	(3)					
)					(2)/(1)					

16,747.8 16,747.8 999.27 6,831.7 40.79% 2020 06
30



6

1

2

3


1

2

10%



			"			
			"			
			1	2	2009 07 21	
			3			
		4		5		
	;				2009 08 29	
	;		25%	6 12		
	;			50%		
			2018 1 17	6	2018 01 16	2018 5 28



5000

320000

6.355 /

203.367

6

sÄ 2018 6 4

2

3

4

5

1

1

2

3


2

1

	2017 07 10	2,000	2017 12 07	90.26		1		
B1				0	B2		90.26	
B3				2,000	B4		90.26	
A1+B1+C1				0	A2+B2+C2		90.26	
A3+B3+C3				2,000	A4+B4+C4		90.26	
A4+B4+C4								0.06%
D								0
E 70%								0
F 50%								0
D+E+F								0

2

3



1

	143,879,150	18.04%				5,186,733	5,186,733		

	396,615	0	132,205	528,820		25%
	143,879,149	47,827,513	5,186,734	149,065,883	--	--

		33,422		0
		8		
	5%		10	

		0.55%	4,405,713			4,405,713		
10								
3								
								10
							181,318,818	181,318,818

			181,318,817	4,430,014	0	185,748,831			
			9,401,660	2,309,357	0	11,711,017			
			589,570		0	589,570			

1

	47,016,853.77	151,582,234.16
	2,594,800,228.94	2,040,520,854.17
	25,000,000.00	25,000,000.00
	233,858,178.89	216,970,240.35
	100,555,177.20	79,605,177.20
	306,280,533.67	310,468,993.77
	154,811,921.29	105,183,648.55
		50
		35,332,656.76
		21
		87,013,004.01
		26
		8,682,344.59
	22,165,058.43	22,165,058.43
	7,760,514.08	5,322,566.69

	9,206,217.35	9,327,081.87
	6,665,139.29	67,242,210.32
	41,045,741.00	34,419,121.36
	23,688,162.00	23,686,385.87
	4,935,283.28	1,555,967.64
	1,794,544,223.93	1,241,959,756.13
	43,226,085.00	40,754,252.33

	25,564,637.50	



6,676,712.33	56,180,821.92

	722,382,415.23	492,925,742.52
	575,631,709.22	393,455,321.57
	4,810,716.96	4,067,035.22
	47,973,534.13	35,551,853.76
	60,872,161.89	45,476,788.95
	29,501,243.20	10,148,280.13
	3,593,049.83	4,226,462.89
	757,946.24	605,479.45
	757,946.24	
-		
-		
	6,704,025.52	7,285,507.52
	69,433,555.23	34,686,801.48
	1,411,912.58	3,396,018.53
	304,090.82	1,050,286.52
	70,541,376.99	37,032,533.49
	10,581,206.55	5,584,901.02
	59,960,170.44	31,447,632.47
	55,502,758.74	28,962,822.75
	4,457,411.70	2,484,809.72
1.		



-53,494,411.38

-1,197,724.11



	76,716,228.30	96,193,948.08
	-76,716,228.30	-96,165,485.08
	859,922,824.66	244,610,500.00
	859,922,824.66	244,610,500.00
	257,666,048.61	292,289,053.95
	24,117,103.63	31,016,956.58
	281,783,152.24	323,306,010.53

	797,36				251,780				25,564,		315,512	62,887,	1,453,1
	0,687.				,328.54				637.50		,654.71	157.14	05,464.
	00												89

1													
2													
3													

1											
2											
3											
4											

2



2007

5

6

1

2

2

- 1
- 2
- 3
- 4
- 5

8

6

11

1



100

100

5	100.00%	100.00%
---	---------	---------

	0.00%	0.00%

3

5,8L, TÁ

6Ã

RG+eRkG+>>ÁtaRG+eRk

6Ã

16

1

2

		40	5.00	2.38
		10	5.00	9.50
		5	5.00	19.00
		10	5.00	9.50

3

17

18

1

2

3

3

4

19

8

2

22

23

1

2

24

1

2

3

4

25

1

2

26

27

28

1

2

3

29

1

2

30

/

31

1

3

4

5

10

11

12

33

1

2

34

1

2

3

2017 1 1 2018 6 30
2

2007 83
2015 1 1

2015 1 1

2007 83
2016 1 1

9999 12 31

2015 1 1

2015 1 1

2007 83
2016

1 1 9999 12 31

2007 83

2016 1 1 2018 10 31

2013 12 1

2015 5 1

2007 83

2015 3 1

538

2015 6 1

3

1

	21,461,940.29	12,068,404.15
	17,075,224.53	26,993,372.57
	38,537,164.82	39,061,776.72


2

3

=F2+X

1			
1	517,501,353.31	5,175,013.53	1.00%
1 2	176,923,838.05	17,692,383.80	10.00%
2 3	58,050,591.09	17,415,177.33	30.00%
3 4	20,563,286.13	10,281,643.07	50.00%
4 5	15,976,416.30	12,781,133.04	80.00%
5			

	150,150,		12,936,8		137,213,8	122,295		10,440,10		111,855,61
		100.00%		100.00%			100.00%		8.61	8.54%
					50.65	,719.35				0.74



4

	8,465,401.32	16,632,429.05
	115,236,503.19	98,238,067.11
	2,434,391.99	4,276,250.89
	108,224.01	250,525.16
	13,329,915.55	342,356.00
	10,576,251.36	2,556,091.14
	150,150,687.42	122,295,719.35

5

		8,169,281.41	1-3	5.44%	1,225,392.21
		8,000,000.00	2-3	5.33%	2,400,000.00
		7,680,322.86	1-2	5.12%	768,032.29
		6,000,000.00	1-2	4.00%	600,000.00
		3,176,323.79	1-2	2.12%	317,632.38
	--	33,025,928.06	--	22.00%	5,311,056.88

6**7****8**

10

1

	50,559,162.76		50,559,162.76	40,746,226.33		40,746,226.33
	215,755,705.36	511,060.97	215,244,644.39	124,376,677.75	511,060.97	123,865,616.78
	273,574.98		273,574.98			
	4,039,134.71	3,320,979.62	718,155.09	5,043,778.16	3,320,979.62	1,722,798.54
	213,428,516.56		213,428,516.56	155,710,207.09		155,710,207.09
	240,029,091.38	4,566,518.15	235,462,573.23	238,567,770.42	4,579,250.87	233,988,519.55
	1,605,600.22		1,605,600.22	806,376.47		806,376.47
	8,630,311.17		8,630,311.17	4,979,361.00		4,979,361.00
	734,321,097.14	8,398,558.74	725,922,538.40	570,230,397.22	8,411,291.46	561,819,105.76

4

11

12

13



4

5

15

1

2

3

16

1

PPP	233,858,178.8 9		233,858,178.8 9	216,970,240.3 5		216,970,240.3 5	
	233,858,178.8 9		233,858,178.8 9	216,970,240.3 5		216,970,240.3 5	--

2

3

17

56,099,18

5.47

3.		33,098.00	1,924.07	223,879.69	258,901.76
1		33,098.00	1,924.07	223,879.69	258,901.76
4.	30,821,826.71	86,396,485.35	8,382,557.59	11,610,035.10	

PVC	3,384,149.44	
PE		

	35,090,383.69		35,090,383.69			
	4,605,966.00		4,605,966.00			

		1,414,10 2.00			1,414,10 2.00							
--	--	------------------	--	--	------------------	--	--	--	--	--	--	--

1.					
2.					
(1)					
(2)					
3.					
(1)					
(2)					
4.					
1.					

1.	35,753,735.50				35,753,735.50
2.	35,332,656.76				35,332,656.76

2

24

25

1



1.							
2.							
1							
3.							
1							
4.							
1.	68,002,103.30	5,254,590.09	9,418,220.81	812,235.18	1,379,579.98	144,760.85	

128		14,876.35						14,876.35
DYYF(JQ)20 16-01								
PVC								
DYYF(JQ)20 16-02								

		224,743.96						224,743.96
	94,711.76	458,763.25						553,475.01
	677,464.12	411,603.71						1,089,067.83
	396,903.73	29,944.93						426,848.66
	104,573.70	59,958.05						164,531.75
	178,647.71	25,842.67						204,490.38
	8,682,344.59	3,700,182.67						12,382,527.26

27

1

	22,165,058.43					22,165,058.43

	22,165,058.43					22,165,058.43

2

28

--	--	--	--	--	--	--

4

5

5	473,066.94	1,318,992.88	1,302,911.09	489,148.73
	9,060,341.37	72,590,421.71	72,601,340.23	9,049,422.85

3

1	259,703.48	5,207,018.85	5,319,028.83	147,693.50
2	7,037.02	181,891.23	179,827.25	9,101.00
	266,740.50	5,388,910.08	5,498,856.08	156,794.50

38

		3,181,950.16	35,615,692.43
		2,471,289.43	26,360,531.19
		722,802.58	797,471.00
		78,102.97	2,244,208.47
		35,787.67	1,013,294.45
		12,196.81	631,241.07
		59,260.65	423,422.99
		26,867.44	34,236.13
		16,945.99	62,135.30
		58,435.59	58,435.56
		1,500.00	1,541.73
		6,665,139.29	

41

1

		181,506.91
	10,576,251.36	7,705,818.85
	2,434,391.99	1,163,529.21
	2,441,625.01	1,633,227.34
	25,593,472.64	23,735,039.05
	41,045,741.00	34,419,121.36

2

1

	200,000.00	
	68,000.00	

	2,268,286.96	223,907.34
	4,935,283.28	1,555,967.64

45

1

	38,775,000.00	35,909,700.00
	4,451,085.00	4,844,552.33
	43,226,085.00	40,754,252.33

46

47

1

	50,000,000.00	60,000,000.00
	-3,572,602.74	-3,819,178.08
PPP	112,182,623.71	79,610,209.31
	158,610,020.97	135,791,031.23

48

49

50

	600,000.00			75,000.00			525,000.00	
	1,000,000.00			100,000.00			900,000.00	
	780,000.00			65,000.00			715,000.00	

800,000.00

150,000.00

650,000.00

--	--	--



3000								
	900,000.00			50,000.00			850,000.00	
2017	475,000.00			25,000.00			450,000.00	

9,500,000.00

500,000.00


9,000,000.00

55

	230,499,569.01			230,499,569.01
	21,280,759.53			21,280,759.53
	251,780,328.54			251,780,328.54

56**57****58****59**

61



	2,582,622.33	813,001.57
	955,791.00	599,076.88
	1,538,854.93	1,204,817.05
	4,190,306.56	3,532,926.85

	-12,732.72	-166,214.04
	3,593,049.83	4,226,462.89

67

68

	-717,631.91	
	1,475,578.15	605,479.45
	757,946.24	605,479.45

69

70

	20,000.00	20,000.00
	25,000.00	25,000.00
		2,500.00
	15,000.00	15,000.00
	90,500.00	90,500.00
2000	15,000.00	15,000.00
	25,000.00	25,000.00
	75,000.00	75,000.00
	75,000.00	75,000.00
	25,000.00	25,000.00
	52,000.00	52,000.00
	67,500.00	67,500.00
	100,000.00	100,000.00

		500,000.00
		200,000.00
2014	268,333.33	833,334.00
"		
"	266,666.67	

	67,953.48	180,000.00	
	42,819.38	203.88	
	193,317.96	870,082.64	
	304,090.82	1,050,286.52	

73

1

--	--	--

2

	2,694,131.25	8,421,547.91
	97,001,429.41	52,739,665.32
	6,829,820.98	4,659,451.30
	3,556,223.82	3,537,421.21
	1,785,180.43	575,023.00
	4,392,913.75	183,665.46
	28,764,865.36	35,551,853.76
	4,906,555.22	4,067,035.22

	4,446,447.36	6,802,511.71
	2,028,590.73	2,171,164.82
	560,000.77	81,705.33
	42,819.38	356.45
	29,501,243.20	10,148,280.13
	-757,946.24	-605,479.45
	2,017,139.29	386,947.21
	-169,100,676.15	-49,208,669.21
	-178,283,325.76	-100,432,545.85
	-116,419,417.46	14,689,664.39
	172,972,903.48	-35,430,370.24

80

81

1

1

2

3

4

5

6

6

2

3

3

4

5

				100.00%		

				63.30%		
				60.00%		
				51.08%		
				100.00%		
				100.00%		

60.00%

()			;	100.00%		

2

	800.23	9.55	139.78	013.02		274.81	937.66	3.00	260.66	231.92		231.92
--	--------	------	--------	--------	--	--------	--------	------	--------	--------	--	--------

3

1

				35.00%		
				51.00%		
				19.00%		
(:	40.00%		
)				99.75%		

2

	/		/	
	80,130,697.25	80,050,583.16	469,624.64	
	80,130,697.25	80,050,583.16	269,624.64	
	26,700,000.00	27,793,200.00	19,500,000.00	
	106,830,697.25	107,843,783.16	19,969,624.64	
	968,145.71	45,380.27		
	968,145.71	45,380.27		
	105,862,551.54	-8,001,597.11	19,969,624.64	
	53,989,901.29	-4,080,814.53	19,919,700.58	
	121,294.39	457.00		



-200.00

2,400.00

-612.14

8

4

5

6

1

100%

2

2018

()	

5**1****2**

/

/

3**4**

--	--	--	--	--

902,600.00 2017 12 07 2018 12 07

	20,000,000.00	2018 05 02	2019 04 28	
	50,000,000.00	2017 07 10	2018 07 09	
	50,000,000.00	2017 07 13	2018 07 12	
	30,000,000.00	2017 09 27	2018 09 26	

6

7

8

6

3

4

5

1

2

1

2

3

1

2

3

4

1 8 21

185,748,831

797,360,687

23.30%

6

1

3

2

	459,110,573.95	347,038,791.59	81,783,182.13	100,185.00	105,328,272.01	782,704,460.66
	351,079,340.76	278,187,692.73	50,652,138.92	45,740.60	105,328,272.01	574,636,641.00
	72,817,182.50	67,015,908.80	17,362,273.57	-960,114.91		69,433,555.23
	25,217,881.87	19,062,038.09	16,595,017.69	-914,767.21		59,960,170.44
	1,745,051,190.67	1,319,073,205.55	370,810,194.56	158,014,614.86		3,592,949,205.64
	1,003,912,233.62	758,850,935.24	277,634,759.77	32,193,061.81		2,072,590,990.44

3

4

6

7

1		181,318,818		797,360,687	22.74%
2017 8 9	15,000,000		8.27%		1.88%
	15,000,000		8.27%		1.88%
2017 8 9		2018 8 9			
2				185,748,831	,
797,360,687	23.29%.2018 1 16		22,060,000		

11.88% 2.77% 22,060,000 12.17%

2.77% 2018 1 16 2019 1 16

1

1

	2,275,784.21	100.00%	2,275,784.21	100.00%		2,275,784.21	100.00%	2,275,784.21	100.00%	
	2,275,784.21		2,275,784.21	100.00%		2,275,784.21		2,275,784.21		

3

4

		(%)	
	725,784.21	31.89	725,784.21
	469,232.38	20.62	469,232.38
	387,576.53	17.03	387,576.53
	195,300.00	8.58	195,300.00
	128,700.00	5.66	128,700.00
	1,906,593.12	83.78	1,906,593.12

5

6

2

1

	641,899, 109.59	100.00%	3,630,76 8.61	0.18%	638,268,3 40.98	396,792 ,636.32	100.00%	2,616,397 .52	0.66%	394,176,23 8.80
	641,899, 109.59	100.00%	3,630,76 8.61	0.18%	638,268,3 40.98	396,792 ,636.32	100.00%	2,616,397 .52	0.66%	394,176,23 8.80

	268,691,443.01	1	41.86%	
	134,762,134.90	1	20.99%	
	41,385,435.55	1	6.45%	
	30,868,468.54	1	4.81%	
	26,957,527.97	1	4.20%	
	502,665,009.97	--	78.31%	

2

		/	/
	3.91%	0.07	0.07
	3.45%	0.06	0.06

3**1****2****3****4**

2018